







| | |
|---|---------------------------------------|
|  | Nationalparkgrenze |
|  | Schutzzone 1 - Betreten verboten - |
|  | Salzwiese |
|  | Watt |
|  | Deich |
|  | Kite-Gebiet |
| 5 km | |

Stand November 2015
 Vorgaben konzessionierter Strände mit
 Satzung sind zu beachten