









-  Nationalparkgrenze
  -  Schutzzone 1  
- Betreten verboten -
  -  Salzwiese
  -  Watt
  -  Deich
  -  Brut- und Rastgebiet
  -  Kite-Gebiet
-  1 km

